




KWIK CORNER - RIGHT ANGLE

Kwik Corner has a welded wire right-angle assembly, with 2½" standard legs that provide for a truer, stronger exterior corner. Available in 8', 9' and 10' lengths, and in double wire.

Plastic nose corner features a high-impact, non-rusting plastic nose. It is ideal for high humidity or coastal climates. Available in 10' lengths with standard 2½" legs.



 KWIK CORNER - RIGHT ANGLE						
Item #	Description	Gauge	UM	Qty/Plt	Weight (lb)	UPC
KL61008	Kwik Corner 8' (320 Lineal Ft)	17	bx	24	38	095832610084
KL61009	Kwik Corner 9' (360 Lineal Ft)	17	bx	24	41	095832610091
KL61010	Kwik Corner 10' (400 Lineal Ft)	17	bx	24	45	095832610107
KL61011	Kwik Corner 1-Kote 10' (400 Lineal Ft)	17	bx	24	45	095832610114
KL61809	Kwik Corner Double Wire 9' (360 Lineal Ft)	17	bx	24	46	095832310144
KL61810	Kwik Corner Double Wire 10' (400 Lineal Ft)	17	bx	24	51	095832310151
KL61811	Kwik Corner 1-Kote Double Wire 10' (400 Lineal Ft)	17	bx	24	51	095832310168
KL61410	Kwik Corner Plastic Nose 10' (250 Lineal Ft)	17	bx	24	30	095832614105
KL61427	Kwik SW 17 ga 10' Plastic Nose CL3 GALV (250 lin. ft.)	17	bx	24	36	095832614273