





LIVESTOCK FENCE PANELS

A cost-effective alternative to wood fences, livestock panels are designed to withstand the abuse inflicted by penned animals. Easy to erect and maintain, these welded panels are constructed of rigid galvanized wire. Line wires have variable spacing to confine both large and small animals. These panels are constructed with flush-cut edges on all four sides for safety in handling.



LIVESTOCK FENCE PANELS

TOUGHPANEL®



LIVESTOCK PANELS											
Item #	Type	Style	Height	Length	Gauge	Wire Diameter	Spacing	# Lines	Weight (lb)	Panels/Bundle	UPC
17569C	Utility	1348-4-6	48"	16'	6	0.192	4"x4"	13	40	50	95832175699
17563C	Utility	1660-4-#4	60"	16'	5	0.207	4"x4"	16	57	50	95832309292
17572C	Utility	1660-4-6	60"	16'	6	0.192	4"x4"	16	50	50	95832309209
17573C	Utility	1660-4-6	60"	12'	6	0.192	4"x4"	16	38	50	95832309346
17583	Utility	1584-6-4.5	84"	16'	4.5	0.218	6"x6"	15	61	50	95832175835
17564C	Horse	1660-2-6	60"	16'	6	0.192	4"x2"	16	74	25	95832309230
17575C	Horse	1660-2-6	60"	12'	6	0.192	4"x2"	16	55	25	95832309360
17579C	Horse	1660-2-6	60"	20'	6	0.192	4"x2"	16	92	25	95832309377
17581C	Horse	1972-2-6	72"	16'	6	0.192	4"x2"	19	88	25	95832309391
17582C	Horse	1972-2-6	72"	20'	6	0.192	4"x2"	19	109	25	95832309407

LIVESTOCK PANELS										
Item #	Type	Style	Height	Length	Gauge	Wire Diameter	# Lines	Weight (lb)	Panels/Bundle	UPC
17560C	Hog	1134-8-#4	34"	16'	5	0.207	11	28	50	95832309223
17580C	Combo	1352-8-4.5	52"	16'	4.5	0.216	13	40	50	95832309384
17566C	Cattle	1050-8-#4	50"	16'	5	0.207	10	30	50	95832309315
17568C	Cattle	1050-8-#4	50"	8'	5	0.207	10	15	50	95832309278
17570C	Cattle	1050-8-5/4	50"	16'	5/4	0.207/0.225	10	33	50	95832309193
17571C	Cattle	1050-8-6	50"	8'	6	0.192	10	14	50	95832309322
17574C	Cattle	1050-8-4	50"	8'	4	0.225	10	17	50	95832309216
17584C	Cattle	1050-8-6	50"	16'	6	0.192	10	26	50	95832309254
17558C	Cattle	1052-8-4.5	52"	16'	4.5	0.216	10	34	50	95832309247
17561C	Cattle	1052-8-#4	52"	16'	5	0.207	10	31	50	95832309285
17565	Sheep	1142-8-#4	42"	16'	5	0.207	11	30	50	95832175651